

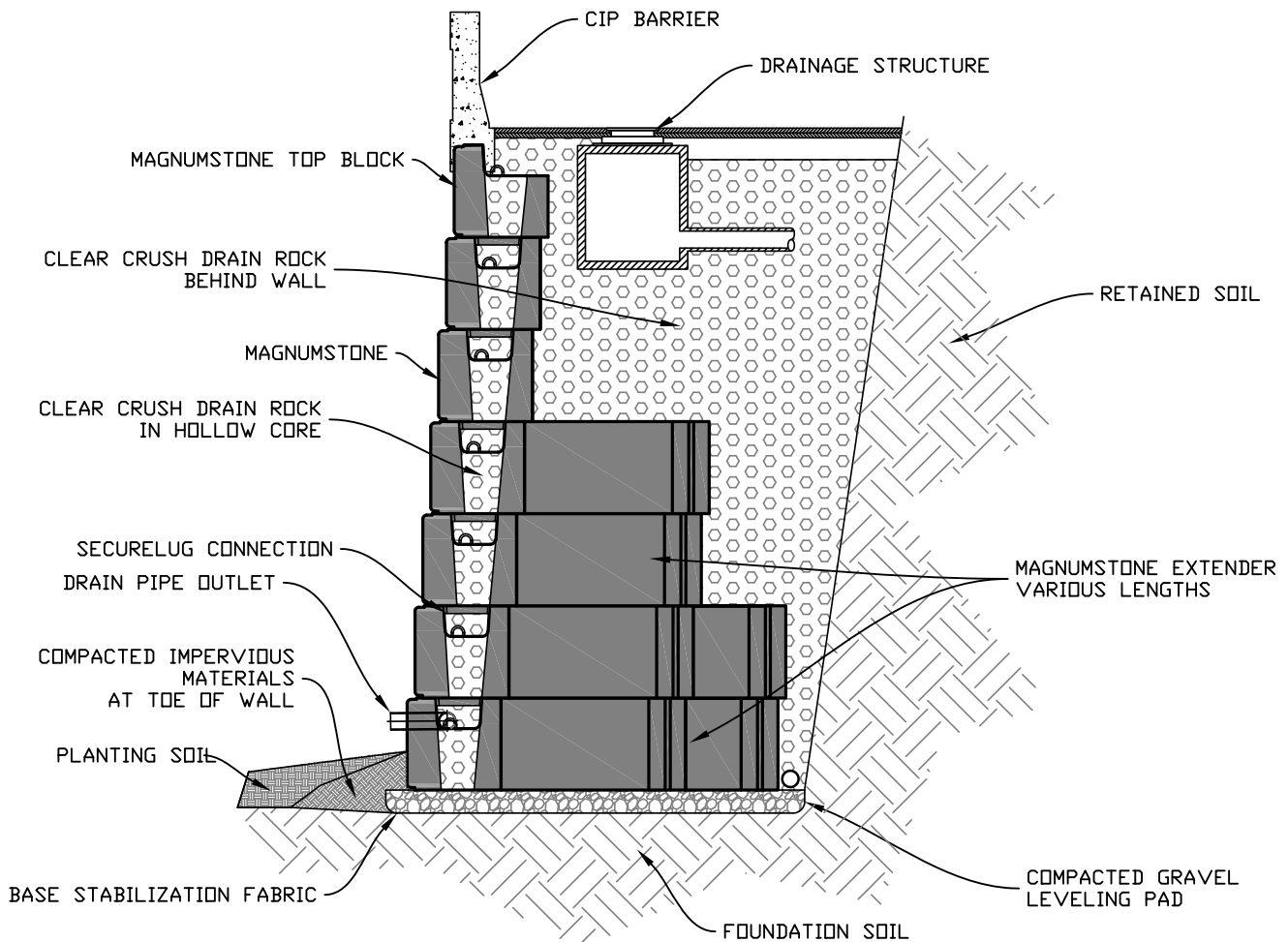


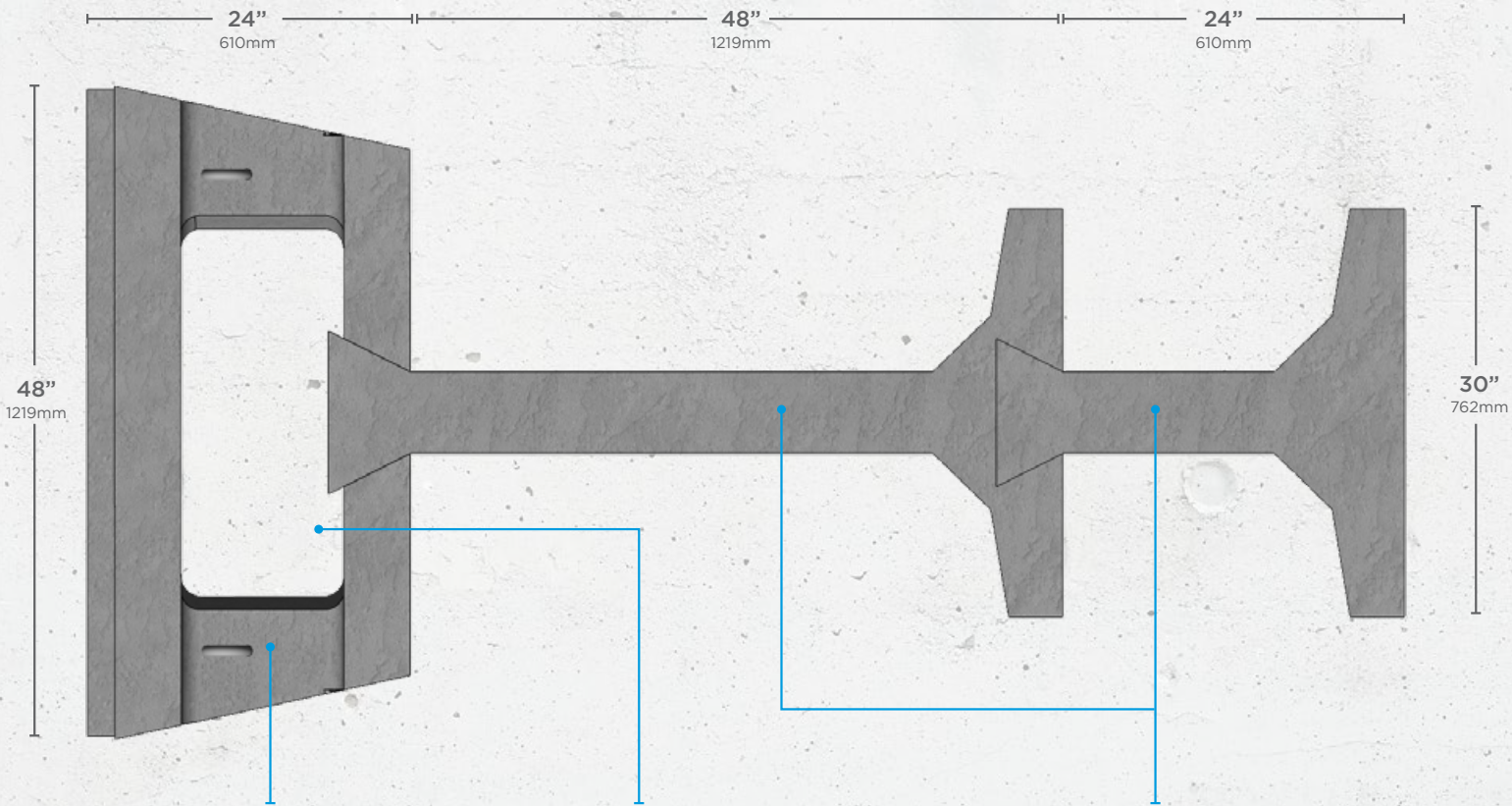
Let MagnumStone[®]
drive your design.



Your Gravity Wall just got taller

MagnumStone® Gravity Retaining Wall Extenders replace Geogrid reinforcements by using a tongue-and-groove concrete system to meet or exceed the demands of engineers. This system reduces the massive footprint of traditional cantilevered gravity retaining walls and gives developers and owners greater use of land above the wall.





MagnumStone® Unit


Units are made from high strength, wet cast concrete to provide durability and resistance to weathering.

Hollow Core

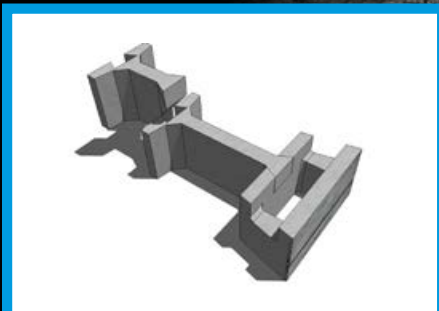
Makes it easy to saw cut, add special lighting, or place fence posts into when adding creative details.

4FT & 2FT Extenders

MagnumStone® Extenders can be used in any combination of standard lengths.



Gravity Wall with Extenders



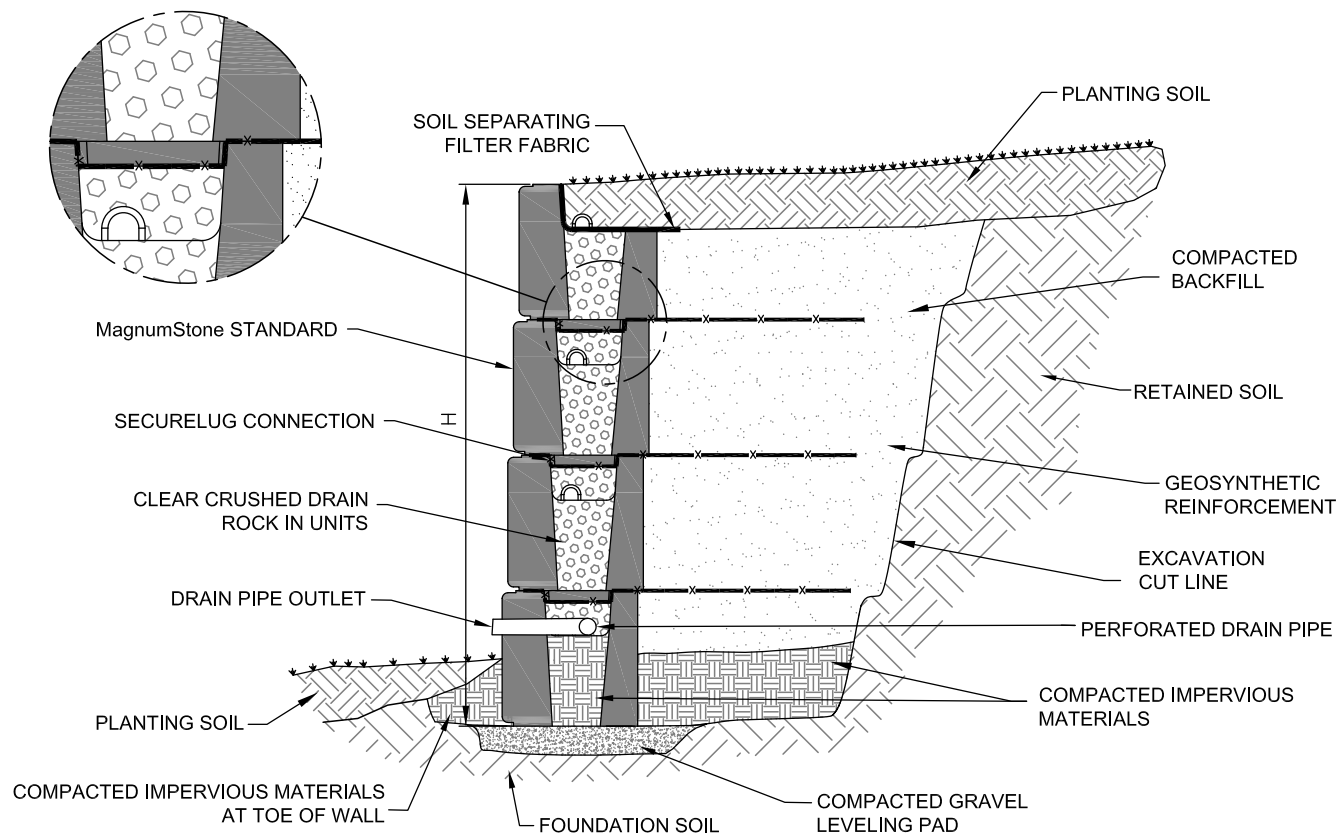
Extender Assembly

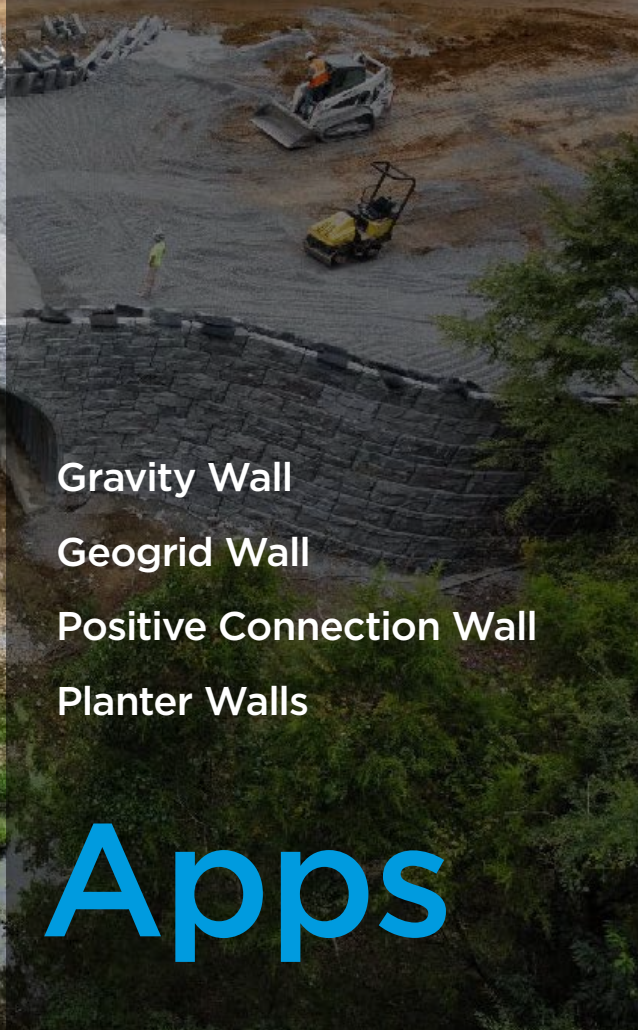


Geogrid Walls

Geogrid is used to reinforce the soil mass behind the MagnumStone® units to create tall retaining wall systems. Geogrid helps resist pressures from loads such as parking lots, roadways, water applications or positive slopes.

Geogrid with the appropriate lengths, layers, and compacted backfill materials will resist forces above and behind the wall. The use of Geogrid reinforcements with the MagnumStone® system is highly cost effective for very tall wall structures. For walls higher than 3.0 ft, consult a qualified engineer.





- Gravity Wall
- Geogrid Wall
- Positive Connection Wall
- Planter Walls

Design Apps



- Soil Nailing Walls
- Cantilever Wall
- Stormwater Management



Fence Posts

Common Applications




GRAVITY WALLS

Gravity retaining walls can be built in tight areas with limited excavation space. MagnumStone's gravity retaining wall extenders offer designers the ability to build taller gravity retaining walls by increasing the wall depth in 2 ft. or 4 ft. increments. Gravity extenders deliver impactful performance while further fortifying retaining wall outside corners.



GEOGRID WALLS

Geogrid retaining wall designs are used to reinforce soil mass and help designers build retaining walls that will resist active forces from above and behind the wall. MagnumStone SecureLug connection offers a superior interlock between the specified grids and the block-to-block connection.



TERRACES WITH PLANTERS

Terraced planter retaining wall designs work in harmony with MagnumStone's big block retaining wall system. The lightweight, large units allow wall designers the flexible solutions with environmental benefits. The hollow core provides a plantable pocket to increase greenery and reduce the spread of heat island effect, commonly found in concrete surfaces.



WATER APPLICATIONS

MagnumStone's hollow core offers internal vertical and horizontal drainage design advantages. This minimizes the effects of hydrostatic pressures behind the wall. MagnumStone's wet-cast units provide durable 4,000 psi (27.5 MPa) concrete that's resistant to freeze-thaw cycles and saturated conditions. MagnumStone blocks are optimal for stormwater management solutions including dry ponds, retention ponds and drainage channels.

For more common applications of MagnumStone retaining walls (Steel/Concrete Walls, Soil Nailing, Steel Grid, Free-Standing Walls) visit magnumstone.com

Design Software

The MagnumStone® Wall Designer program is designed with the Engineer in mind. It includes multiple methodologies, MagnumStone® gravity systems, geogrid friction, and positive reinforcement options for the designer to choose from. Select and edit soil information, input loads and slopes above and below the retaining wall.



Unit Specifications



STANDARD

1370 lbs (621 kgs)



STANDARD BASE

1345 lbs (621 kgs)



STANDARD TOP

1220 lbs (553 kgs)

Height	24"	610mm
Depth	24"	610mm
Face Width	48"	1219mm
Back Width	39"	991mm
Face Area	8 sq ft	0.745 m2
Setback	4.5° / 2.4° / 0°	



HALF HIGH

750 lbs (340 kgs)



HALF HIGH BASE

725 lbs (328 kgs)



HALF HIGH TOP

680 lbs (308 kgs)

Height	12"	305mm
Depth	24"	610mm
Face Width	48"	1219mm
Back Width	39"	991mm
Face Area	4 sq ft	0.37 m2
Setback	4.5° / 2.4° / 0°	



2FT EXTENDER

520 lbs (236 kgs)

Height	24"	610mm
Depth	24"	610mm
Back Width	30"	762mm



4FT EXTENDER

820 lbs (372 kgs)

Height	24"	610mm
Depth	48"	1219mm
Back Width	30"	762mm



CORNER/END

340 lbs (154 kgs)



HALF HIGH CORNER/END

170 lbs (77 kgs)



STEP/CAP

290 lbs (131 kgs)

Height	24"	610mm
Depth	8"	203mm
Top Width	2"	51mm
Bottom Width	4"	102mm

Height	12"	305mm
Depth	9"	229mm
Top Width	3"	76mm
Bottom Width	4"	102mm

Height	6"	152mm
Depth	24"	609mm
Width	48"	1219mm

Full Specifications

A full list of specifications can be found on:

magnumstone.com



Dimensions and weights may vary. Please check with local producer.

© Copyright CornerStone® Wall Solutions Inc. All Rights Reserved. | More information can be found at magnumstone.com



STRATFORD | Head Office
1266 Erie Street, Stratford
ON Canada N4Z 0A1
T 519-271-6590

NORWICH
773098 Oxford Road 59
Norwich ON Canada N0J 1P1
T 519-468-6979

TOLL FREE 1-877-265-6590
edsconcrete.com
f t @ p in