

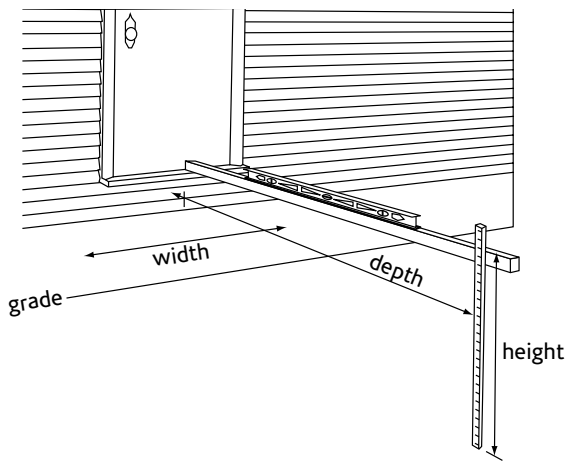
# STEPS

PRECAST CONCRETE



**EDS** CONCRETE  
PRODUCTS





#### MEASURING YOUR SPACE

**HEIGHT** | Measure from the ground to the top of the door sill. The top of the step should be approximately 7½" below the top of the door sill.

**DEPTH & WIDTH** | Make sure you have enough clearance for the depth and the width of the step(s).

**CARE AND HANDLING** | Although concrete is an extremely hard and durable material, it can be damaged if treated improperly. Never use salt or chemicals on your step, as that will void your warranty and may harm the step. Please use proper judgement when handling concrete products.

**INSTALLATION** | ED'S CONCRETE will install your step purchase if you live within our installation area. We will need access for our delivery truck and a level base.

#### TRADITIONAL *Pages 4-5*




STANDARD

## COLOURS & FINISHES

#### NATURAL STONE FINISH *Pages 9-11*



SUNSET BUFF



GRANITE



EBONY

#### STACKING STEPS & PORCHES *Pages 6-7*



BROOM



RANDOM STONE



TEXTURED SHALE  
Custom orders only



WOOD GRAIN  
Custom orders only

#### LINEAR STEPS *Page 8-11*



WHITE



SUNSET BUFF



EBONY



# GETTING STARTED

## What type of steps are right for you?

Consider this information when deciding which steps are right for you.

**DESIGN** | Which designs appeal to your personal style and the style of your home? Consider shape, flow, colour, and texture. Picture how the step design will look with your door and existing porch and surrounding area.

**BASE** | Is there a concrete pad or will there be gravel installed?

**SPACE** | Some step designs take up more space than others. Eg. hexes and rounds (page 6) take up more space at the base than other designs.

**PORCHES & RAILINGS** | Do you need, or would you benefit from, a porch (page 7) as part of your new steps? Will your new steps require a railing (below)?



Traditional | PAGES 4-5



Precast Natural Stone | PAGE 9-11



Stacking | PAGE 6-7

# RAILINGS

ED'S CONCRETE manufactures powdercoated, sleek railings installed by our trained professionals. Choose from two standard railing styles, steel, aluminum and a range of colours.

Railings are required when distance from the top of the porch or step to the grade is more than 24".

### Classic Design

**STYLE 1** | 1" posts with 1 1/2" top bar

**PICKETS** | Straight or twisted

**MATERIAL** | Available in steel or aluminum

**COLOURS** | Black, brown, white, tan, cream

### Modern Design

**STYLE 2** | 1 1/2" post with 2" top bar


**PICKETS** | Straight only

**MATERIAL** | Available in aluminum only

**COLOURS** | Black, brown, white, tan, cream




STYLE 1



STYLE 2



STYLE 1



STYLE 2

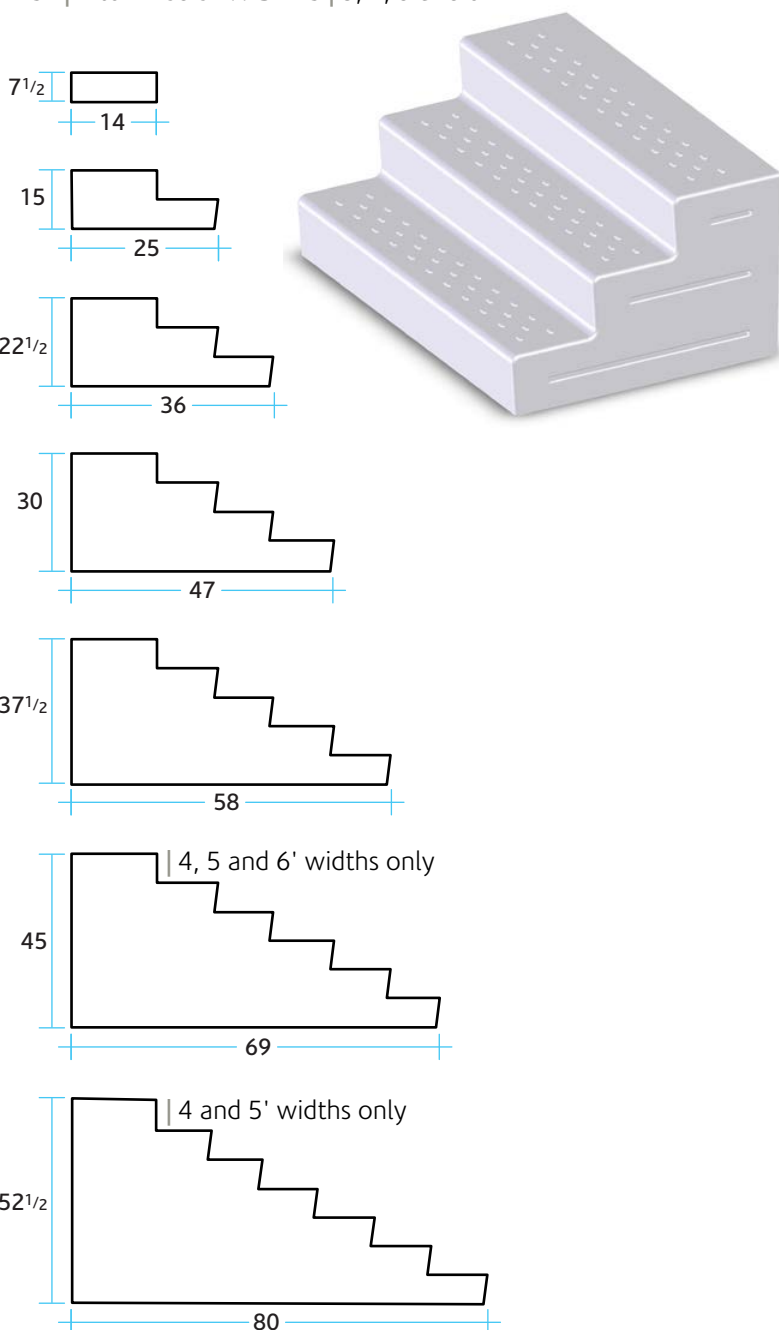


# STEPS TRADITIONAL

FINISHES Items on these two pages are available in standard finish only.

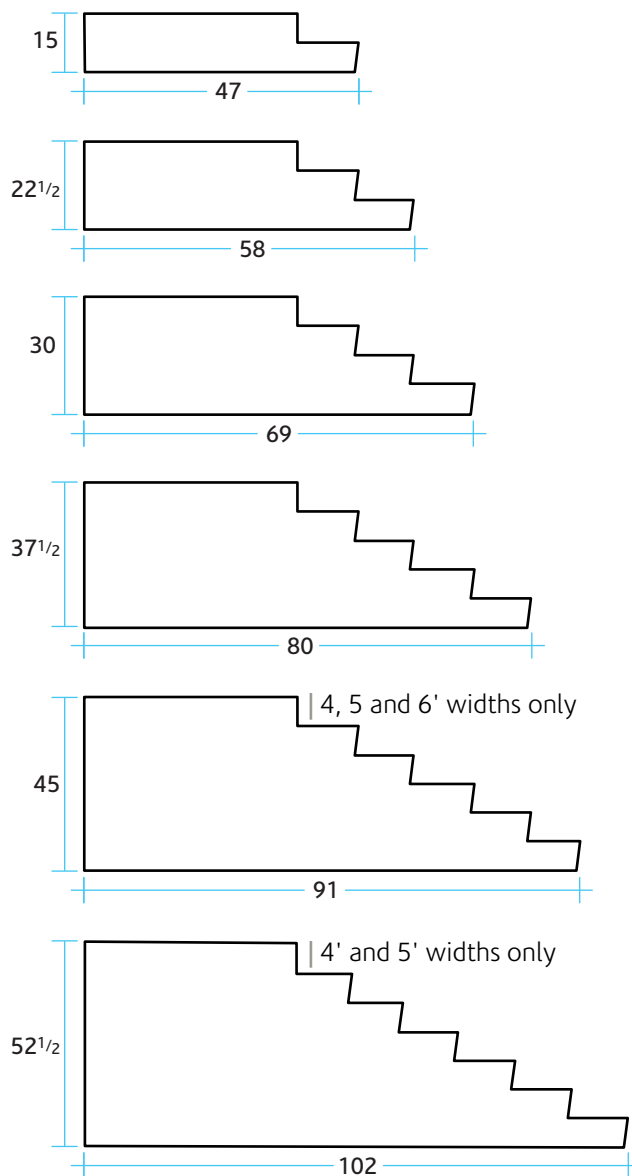
## STEPS ONLY

RISE | 1 to 7 risers WIDTHS | 3, 4, 5 and 6'



## STEPS WITH 36" PORCH

RISE | 2 to 7 risers WIDTHS | 3, 4, 5 and 6'

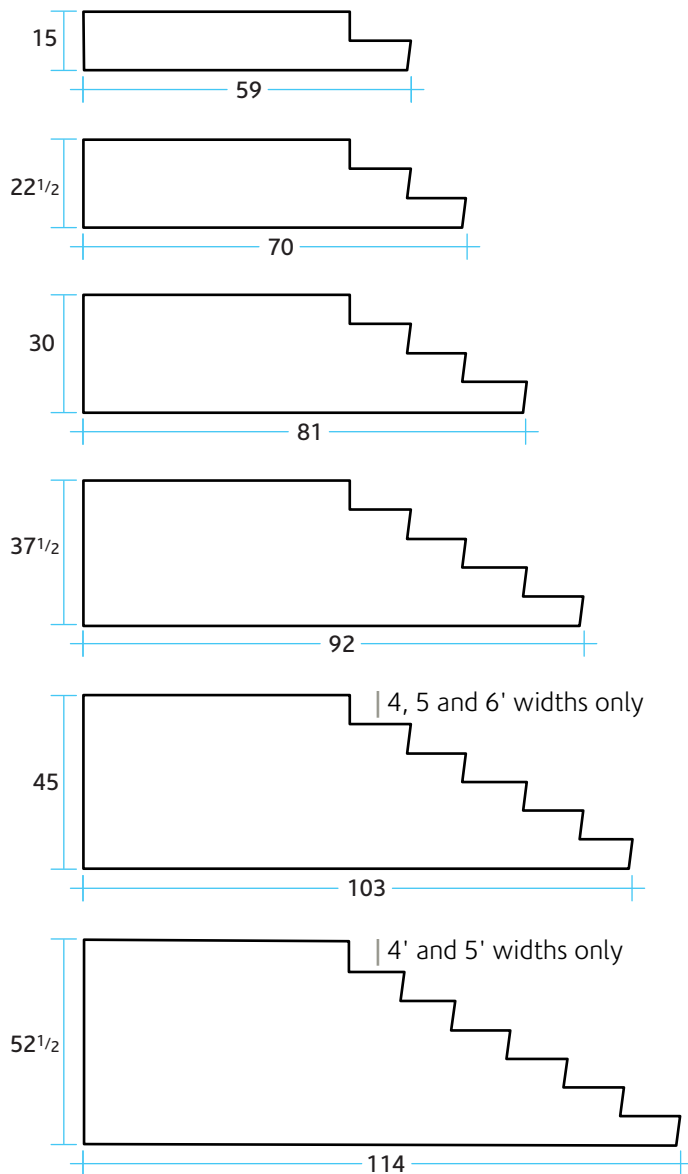






## STEPS WITH 48" PORCH

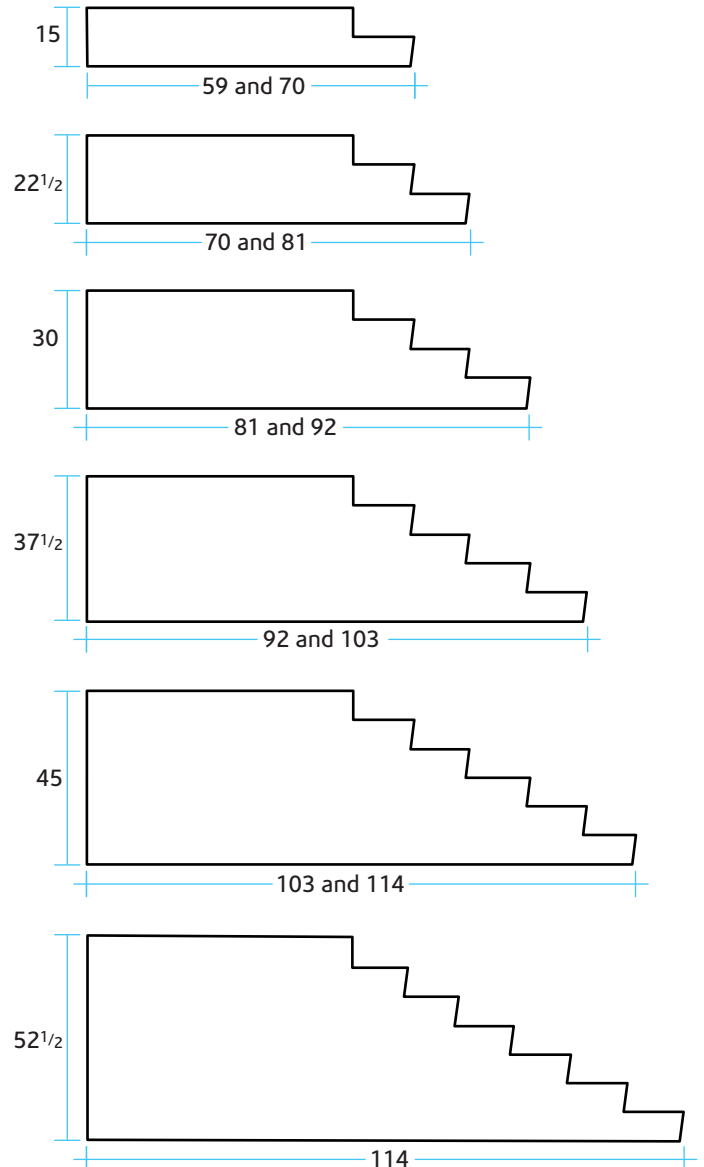
RISE | 2 to 7 risers WIDTHS | 4, 5 and 6'



## SIDE ENTRANCE STEPS WITH PORCH

PORCH | 48" WIDTH | 36" RISE | 2 to 4 risers  
 PORCH | 48" WIDTH | 48" RISE | 2 to 7 risers  
 PORCH | 48" WIDTH | 60" RISE | 2 to 7 risers  
 PORCH | 60" WIDTH | 48" RISE | 2 to 6 risers  
 PORCH | 72" WIDTH | 48" RISE | 2 to 4 risers

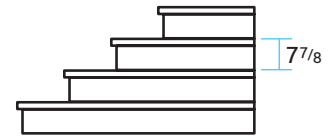
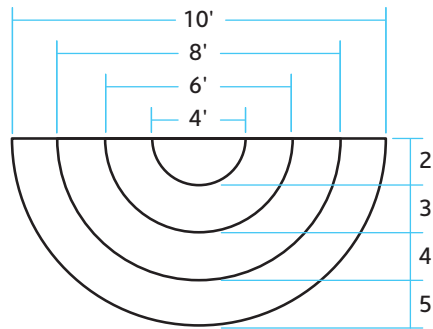
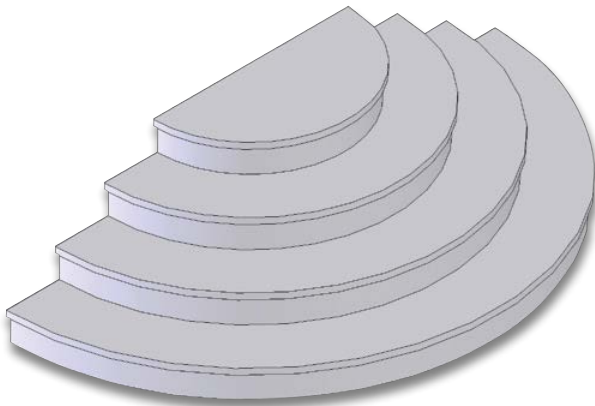
Note: Side Entrance Steps are closed on four sides





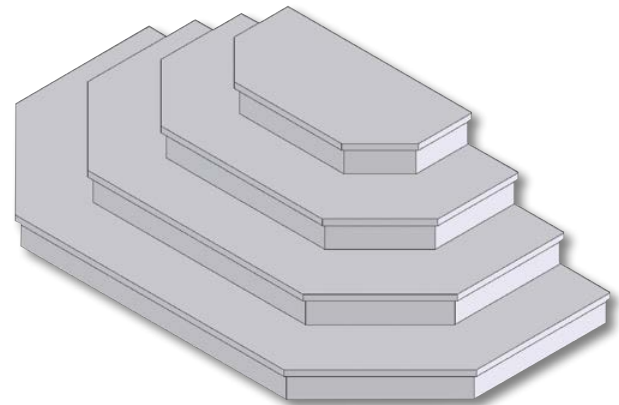
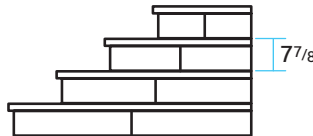
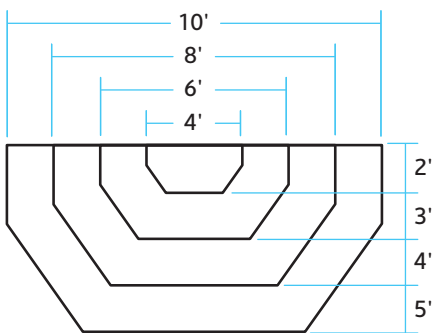
# STEPS ROUND

**WIDTHS** | 4, 6, 8 and 10' **RISE** | 1, 2, 3 and 4 steps  
**FINISHES** | Available in broom, random stone, textured shale, and wood grain. See page 2 for swatches.



# STEPS HEX

**WIDTHS** | 4, 6, 8 and 10' **RISE** | 1, 2, 3 and 4 steps  
**FINISHES** | Available in broom, random stone, textured shale, and wood grain. See page 2 for swatches.

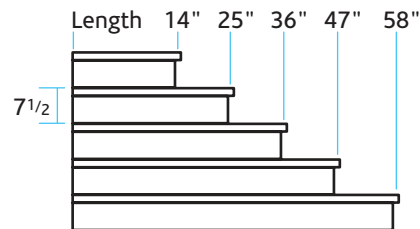







## STEPS STACKING

**WIDTHS** | 3, 4, 5, 6, 7, 8, 9 and 10' **RISE** | 1 to 5 risers  
**FINISHES** | Available in broom, random stone, textured shale, and wood grain. See *page 2* for swatches.

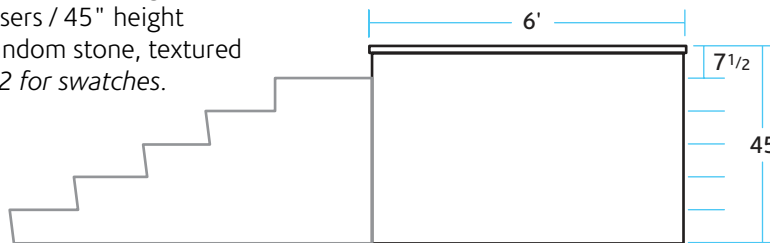
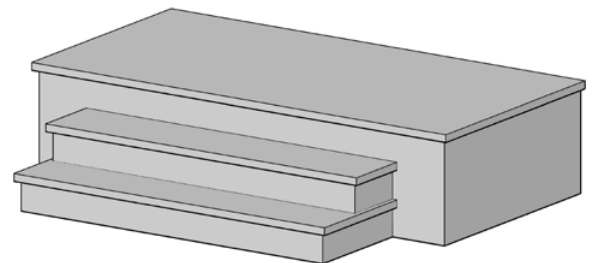


## PORCHES MODULAR

**WIDTH** | 6' and 8' **LENGTHS** | 3' min to 6' max **RISE** | 7.5" increments

6' width up to a maximum of 4 risers / 30" height  
 8' width up to a maximum of 6 risers / 45" height

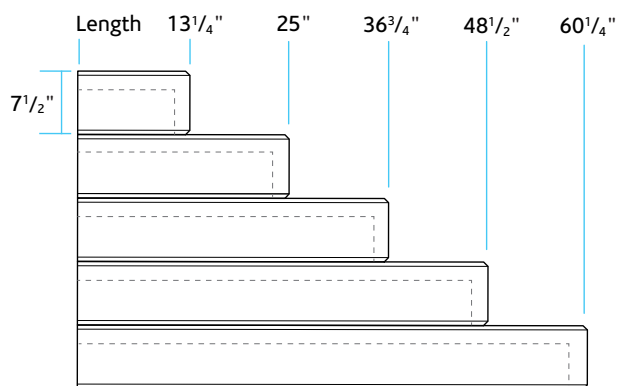
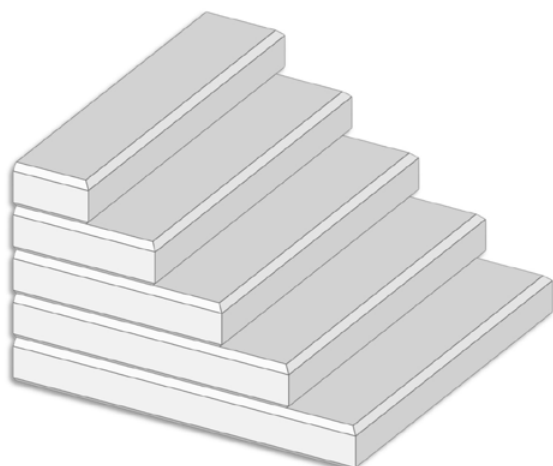
**FINISHES** | Available in broom, random stone, textured shale, and wood grain. See *page 2* for swatches.





# LINEAR STEPS

Smooth step system for a modern look. Incremental size options and consistent measurements make these stacking steps simple to install.



**WIDTHS** | Available in 3', 4', 5' and 6', widths | **HOLLOW**

**RISE** | Standard rise is 7 1/2". A 6" height rise is available by special order.

3' width 1-4 risers	Weight lbs/piece	4' width 1-5 risers	Weight lbs/pc	5' width 1-4 risers	Weight lbs/pc	6' width 1-4 risers	Weight lbs/pc
3' x 13 1/4"	145	4' x 13 1/4"	190	5' x 13 1/4"	250	6' x 13 1/4"	300
3' x 25"	240	4' x 25"	320	5' x 25"	365	6' x 25"	490
3' x 36 3/4"	345	4' x 36 3/4"	460	5' x 36 3/4"	550	6' x 36 3/4"	625
3' x 48 1/2"	430	4' x 48 1/2"	575	5' x 48 1/2"	665	6' x 48 1/2"	755
		4' x 60 1/4"	625				

**COLOUR** | White, Sunset Buff, Ebony **FINISH** | Smooth finish only.



WHITE



SUNSET BUFF



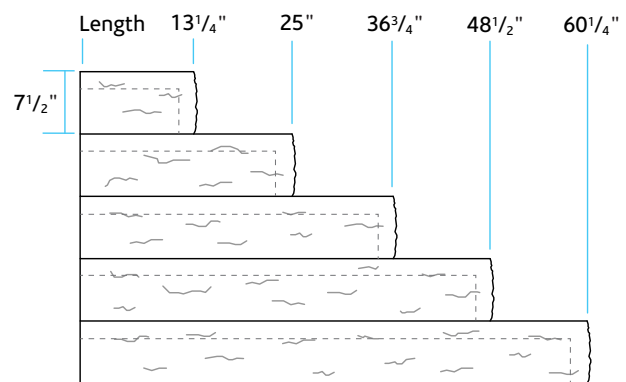
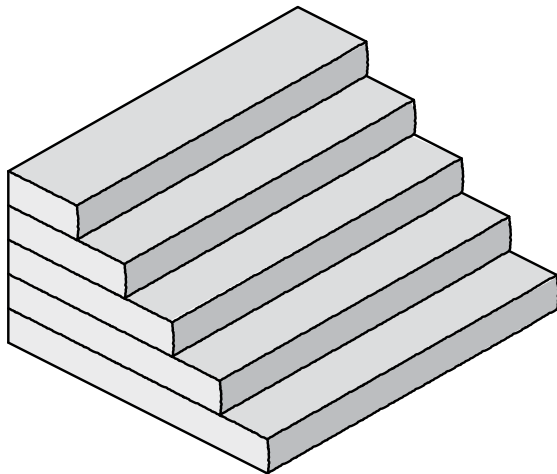
EBONY





# CHISEL STEPS

Significant cost savings over natural stone with a stunning natural look. Incremental size options and consistent measurements make these stacking steps simple to install.



**WIDTHS** | Available in 4', 5', 6' and 8', widths | **HOLLOW**

**RISE** | Standard rise is 7 1/2". A 6" height rise is available by special order.

4' width 1-5 risers	Weight lbs/pc	5' width 1-4 risers	Weight lbs/pc	6' width 1-4 risers	Weight lbs/pc	8' width 1-2 risers	Weight lbs/pc
4' x 13 1/4"	190	5' x 13 1/4"	250	6' x 13 1/4"	300	8' x 13 1/4"	410
4' x 25"	320	5' x 25"	365	6' x 25"	490	8' x 25"	660
4' x 36 3/4"	460	5' x 36 3/4"	550	6' x 36 3/4"	625		
4' x 48 1/2"	575	5' x 48 1/2"	665	6' x 48 1/2"	755		
4' x 60 1/4"	625						

**COLOUR** | Sunset Buff, Granite, Ebony **FINISH** | Natural finish only



SUNSET BUFF



GRANITE




EBONY




# COUNTRY STONE STEPS

A natural looking weather face step  
available in 4' and 5' widths.



**SIZE** | 4' wide x 18" deep x 6" rise  
**WEIGHT** | 350 lbs per piece | **SOLID**  
**PACKAGING** | 6 pieces per skid  
**COLOURS** | Sunset Buff, Ebony



**SIZE** | 5' wide x 18" deep x 7" rise  
**WEIGHT** | 485 lbs per piece | **SOLID**  
**PACKAGING** | 4 pieces per skid  
**COLOURS** | Sunset Buff, Ebony



# AMALFI STEPS


Precast concrete stacking steps reminiscent of centuries-old stone. Each step is uniquely random creating a sophisticated design.

- Ideal for inclines, hills and banks
- Create stunning curves along stepped paths
- Stackable and easy to install
- Cost savings over natural stone

**SIZE** | 48" wide x 24" deep x 6" high | **SOLID**  
Note: Width and length measurements may vary slightly as each step is unique.

**STACKABLE** | Up to 3 steps high with spacer units.  
Stacking height is unlimited when built into an inclined landscape.

**COLOURS** | Sunset Buff, Ebony



NEW







# CANYON STEPS

A stacking step that is closed on all sides, perfect for inclines, hills and banks. And it's hollow, making installation even easier.

## STEPS

3' x 15 1/2" x 7"	190 lbs	6 pieces per skid
4' x 15 1/2" x 7"	240 lbs	6 pieces per skid
5' x 15 1/2" x 7"	290 lbs	6 pieces per skid
6' x 15 1/2" x 7"	340 lbs	6 pieces per skid

## SPACER UNITS

4 1/2" x 13 1/2" x 7"	40 lbs	20 pieces per skid
4 1/2" x 27" x 7"	75 lbs	10 pieces per skid

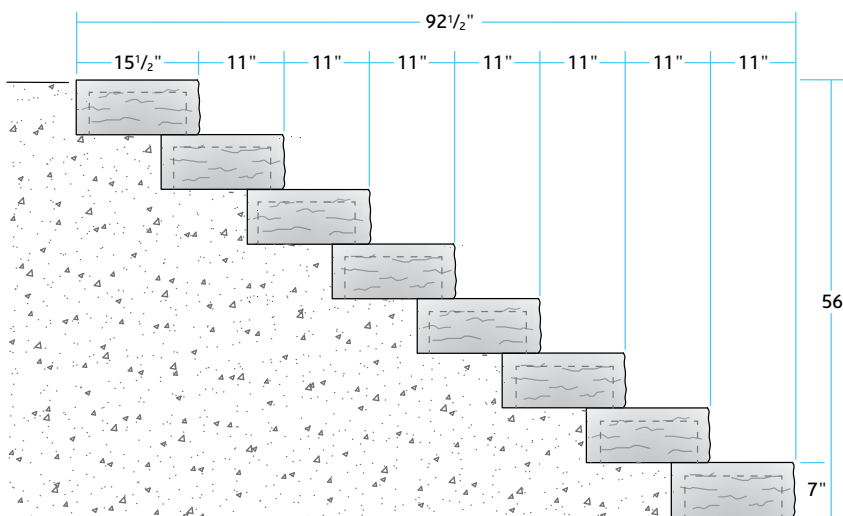
**WIDTHS** | 3', 4', 5' and 6', widths

**HOLLOW** | closed on all sides

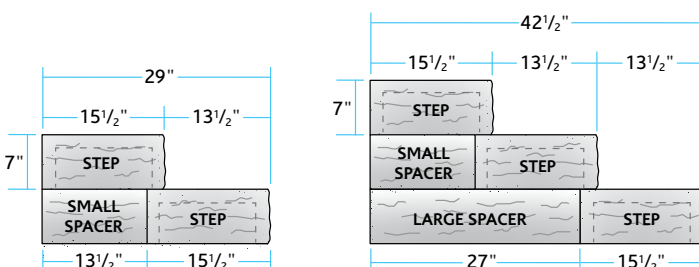
**RISE** | Standard rise is 7"

**STACKABLE** | Up to 3 steps high with spacer units. Stacking height is unlimited when built into an inclined landscape.

**COLOURS** | Sunset Buff, Ebony



Create 2 and 3 step sets with spacer units.





# WE KNOW CONCRETE

With over 45 years of experience under our belt, we fabricate concrete products using the best of both traditional and today's leading edge technology. From first contact to product delivery, our motivated team of professionals is dedicated to providing you with an excellent product and attentive customer service, on schedule and within budget.



STRATFORD | Head Office  
1266 Erie Street, Stratford  
ON Canada N4Z 0A1  
T 519-271-6590

NORWICH  
773098 Oxford Road 59  
Norwich ON Canada N0J 1P1  
T 519-468-6979

TOLL FREE 1-877-265-6590  
[edsconcrete.com](http://edsconcrete.com)  
f x @ p in